

Product Overview

Danfoss Drives

- for your applications

Quality,

application-
optimized
products, which
target your needs

www.nicsanat.com

021-87700210



Contents

Products

VLT®

Low power drives.....	5
Full power range drives and dedicated drives.....	6
Power options.....	8
Decentral drives.....	10
Motion drives.....	11
Soft starters.....	12

VACON®

Low power drives.....	14
Full power range drives and dedicated drives.....	15
System drives.....	17
Decentral drives.....	19

Softwares.....	20
----------------	----

Applications.....	22
-------------------	----

Communications functionality

This legend indicates the communication interface and fieldbus protocol functionality which is specific to each product. For details, please refer to the individual product brochures.

Integrated

BAC	BACnet (MSTP)
ASi	AS interface
META	Metasys N2
MOD	Modbus RTU
TCP	Modbus TCP
BIP	BACnet/IP

Optional

PB	PROFIBUS DP V1
PN	PROFINET
PL	Powerlink
DN	DeviceNet
CAN	CANopen
AKD	LONworks for AKD
LON	LONworks
BAC	BACnet (MSTP)
TCP	Modbus TCP
EIP	EtherNet/IP
ECAT	EtherCAT
DCP	DCP 3/4
DSP	CANopen DSP 417
BIP	BACnet/IP
ASi	AS interface



Welcome

United by a passion for perfection, Danfoss and Vacon have teamed up to offer you more. Together, as Danfoss Drives, we are the world's largest independent drives provider, offering the full breadth and depth of product range needed for any application. Whatever your need, ask us – and you will always get the right drive for your application.

Most of the drive ranges listed in this overview are available with integrated harmonic mitigation and meet EMC requirements to ensure a high-quality, clean power supply. Regional variations in drive availability can arise.

For more detailed information we refer to the brochures and manuals for each product, available on drives.danfoss.com.



True system independence

System independence

When it comes to optimizing system efficiency to meet your needs exactly, the right components are vital. Whether it's a particular vendor, certain motor technology or a standardized way to communicate, Danfoss Drives can provide the right AC drive to meet your specific needs. You'll always get the most flexible VLT® or VACON® drive adapted to:

- Meet the unique requirements of your applications
- Operate at peak performance
- Optimize efficiency

When you have the freedom to select the optimal components for your system, a potential energy saving of up to 60% is possible.

Motor independence

With increasingly stringent demands on motor efficiency, traditional induction motors cannot always comply. New motor technologies therefore continue to emerge, extending both full-load and part-load efficiency. The unique requirements of these newer motor technologies – such as permanent magnet (PM) motors and synchronous reluctance (SynRM) motors – also demand special motor control algorithms within the AC drive. Both VLT® and VACON® drives have the built-in capabilities to control whatever motor technology your application requires, at optimum efficiency. The required performance of your system is always available exactly when you need it.

Fieldbus independence

One other important aspect of any system is the ability to efficiently communicate over standard interfaces such as PROFINET or EtherNet/IP in industrial applications or BACnet/IP in building automation applications. Regardless of your application or your preferred communication protocol, both VLT® and VACON® drives have an extremely wide variety of communication protocols to select from. In this way you can ensure that the AC drive integrates seamlessly into your chosen system. The control system attains optimal efficiency while also reducing costs related to training, commissioning and maintenance.



Danfoss ecoSmart™



MyDrive® Portfolio

www.nicsanat.com

021-87700210



Everything at your fingertips

Danfoss ecoSmart™

Now it's easy to determine IE and IES classes according to EN 50598-2, for VLT® and VACON® drives alone and in combination with a motor.

Danfoss ecoSmart™ uses nameplate data to perform the efficiency calculations, and produces a pdf report for documentation.

Danfoss ecoSmart™ app:



Danfoss ecoSmart™ online tool:

<http://ecosmart.danfoss.com>

MyDrive® Portfolio

MyDrive® Portfolio provides an overview of the entire Danfoss AC-drives portfolio. You can use it to search for information on a particular product or to find comprehensive material related to a specific industry and its applications and products. There are also links to case studies, videos, brochures and manuals. You can browse through the information online and also download the PDFs to your mobile device. Everything you find can also be added to an e-mail for sharing.

MyDrive® Portfolio app:



www.nicsanat.com

021-87700210



Low power drives



VLT® Micro Drive FC 51



VLT® Midi Drive FC 280

VLT® drives position you at the forefront of the energy-efficiency race. Outmaneuvering other precision drives, they excel, with remarkable fit, functionality and diverse connectivity.

VLT® drives play a key role in the rapid urbanization through an uninterrupted cold chain, fresh food supply, building comfort, clean water and environmental protection. Benefit from the universally-compatible VLT® effectiveness where ease of use unites seamlessly with high precision, synchronization and speed. You achieve servo-like performance with rationalized elegance, free of complexity.

Secure long-term economic benefits with documented low system-lifetime cost. VLT® drives consistently deliver, whether in Food and Beverage, Water and Wastewater, HVAC, Refrigeration, Material Handling, or Textile applications.

The steadfast longevity of VLT® drives is directly attributable to world-class quality assurance placing VLT® drives right at the sharp end. The sharp end of global resource management and factory automation.

VLT® Micro Drive FC 51

The smallest AC drives in the VLT® series are particularly suitable for side-by-side mounting with a high integration density. The typical features of Danfoss drives are still retained.

Compact

VLT® Micro Drive is up to 40 percent smaller than other AC drives with comparable power and built-in features.

Protection for electronics

To ensure a long service life, the cooling air does not flow directly over the power electronics.

Power range

1 x 200-240 V	0.18-2.2 kW
3 x 200-240 V	0.25-3.7 kW
3 x 380-480 V	0.37-22 kW

Fieldbus

MOD

Enclosure

IP00	IP20	IP21/Type 1
	■	■
IP54/Type 12	IP55/Type 12	IP66/Type 4X

VLT® Midi Drive FC 280

The VLT® Midi Drive FC 280 delivers flexible and efficient motor control for use in a wide variety of automation and machine building applications.

Flexible. Communicative.

The VLT® Midi Drive FC 280 is strong on control performance, functional safety, and flexible fieldbus communication. Integrated functionality such as DC choke, RFI filter, Safe Torque Off (STO), and brake chopper saves you from finding space and budget to install extra components.

Easy retrofit

VLT Midi Drive is prepared for compatibility with the VLT® 2800. Its exterior dimensions, cable plugs, cable lengths, and set-up software tools enable easy retrofit in established plant or machinery concepts.

Easy to use

A USB port provides easy PC connectivity. The VLT® Memory Module MCM 102 option facilitates fast implementation of factory settings, transfer of settings, and easy commissioning.

Power range

1 x 200-240 V	0.37-2.2 kW
3 x 200-240 V	0.37-3.7 kW
3 x 380-480 V	0.37-22 kW

Fieldbus

MOD
PB PN CAN EIP

Enclosure

IP00	IP20	IP21/Type 1
	■	■
IP54/Type 12	IP55/Type 12	IP66/Type 4X

Full power range drives and dedicated drives



VLT® Lift Drive LD 302



VLT® Refrigeration Drive FC 103

VLT® Lift Drive LD 302

Suitable for both traction and hydraulic elevators, the VLT® Lift Drive is operating open or closed-loop systems.

Smooth, silent and safe

Absolute safety is standard with all VLT® drive solutions, and comfort is our highest priority. With a high switching frequency, optimized-controlled internal cooling fan and no motor contactors, VLT® Lift Drive ensures a quiet run with low acoustic noise and high reliability.

Operate without motor contactors

The embedded Safe Stop function matches safety standards of the conventional two-contactor version for elevators. This patented feature opens up new opportunities, especially for machine roomless lifts.

Operation with any typical motor type or brand

Regardless of motor type or brand, static automatic motor adaptation (AMA) enables easy commissioning, without having to remove the ropes from the traction sheaves.

Power range

380-400 V.....4-55 kW

Fieldbus

DCP DSP

Enclosure

IP00	IP20	IP21/Type 1
	■	■
IP54/Type 12	IP55/Type 12	IP66/Type 4X
	■	

VLT® Refrigeration Drive FC 103

Dedicated to control compressors, pumps and fans for significant energy savings in refrigerating plants, whilst prolonging the service life of components.

Improving COP (Coefficient of performance)

Intelligent power adjustment increases system stability and optimizes the volumetric efficiency of the evaporator, the compressor, and the total refrigeration system.

Refrigeration terminology

The use of refrigeration terminology allows quick and easy configuration.

AC drive as standard

The combination of speed-controlled and mains-operated compressors enables the design of low-wear and energy-efficient systems.

Power range

3 x 200-240 V..... 1.1-45 kW
 3 x 380-480 V.....1.1-710 kW
 3 x 525-600 V 1.1-7.5 kW
 3 x 525-690 V.....75-630 kW

Fieldbus

MOD META
 AKD PB PN

Enclosure

IP00	IP20	IP21/Type 1
	■	■
IP54/Type 12	IP55/Type 12	IP66/Type 4X
■	■	■

www.nicsanat.com
 021-87700210





VLT® AutomationDrive FC 302, VLT® AQUA Drive FC 202 and VLT® HVAC Drive FC 102

VLT® AutomationDrive FC 302

The VLT® AutomationDrive FC 302 is a modular drive designed to comply with all modern automation application requirements with easy configuration and a broad power range.

Safety where it matters

The VLT® AutomationDrive FC 302 features Safe Torque Off as standard. Easily configurable options are available: SS1, SLS, SMS and SSM.

Integrated Motion Controller

The Integrated Motion Controller software enables the VLT® AutomationDrive FC 302 to run induction and PM motors in positioning and synchronization applications, both with and without encoders.

Harmonic mitigation

Advanced active filter variants reduce harmonics to below 3% at best, and 12-pulse drives provide robust cost-effective harmonics reduction in supply applications.

Power range

3 x 200-240 V.....	0.25-37 kW
3 x 380-500 V.....	0.37-1100 kW
3 x 525-600 V.....	0.75-75 kW
3 x 525-690 V.....	1.1-1400 kW

Power range - Low harmonic drive

3 x 380-480 V.....	132-710 kW
--------------------	------------

Power range - 12-pulse drive

3 x 380-500 V.....	250-1000 kW
3 x 525-690 V.....	250-1400 kW

Fieldbus

MOD				
DN	CAN	PB	TCP	EIP
ECAT	PN	PL		

Enclosure

IP00	IP20	IP21/Type 1
■	■	■
IP54/Type 12	IP55/Type 12	IP66/Type 4X
■	■	■

VLT® AQUA Drive FC 202

The VLT® AQUA Drive FC 202 drives and controls all types of pumps. In addition to the widely used centrifugal pumps (quadratic load torque), the VLT® AQUA Drive FC 202 is ideal for displacement pumps or eccentric screw pumps (constant load torque).

Focusing on water and pumps

Dedicated functions such as burst pipe monitoring, dry-running protection and flow compensation secure and empower your pumping application independent of the motor technology.

Cascade controller as standard

The cascade controller connects or disconnects pumps as necessary and according to specified limits. It also enables master/follower operation. Extended functionality is available via an option.

Power range

1 x 200-240 V.....	1.1-22 kW
1 x 380-480 V.....	7.5-37 kW
3 x 200-240 V.....	0.25-45 kW
3 x 380-480 V.....	0.37-1000 kW
3 x 525-600 V.....	0.75-90 kW
3 x 525-690 V.....	1.1-1400 kW

Power range - Low harmonic drive

3 x 380-480 V.....	132-710 kW
--------------------	------------

Power range - 12-pulse drive

3 x 380-500 V.....	250-1000 kW
3 x 525-690 V.....	250-1400 kW

Fieldbus

MOD				
PN	DN	PB	TCP	EIP

Enclosure

IP00	IP20	IP21/Type 1
■	■	■
IP54/Type 12	IP55/Type 12	IP66/Type 4X
■	■	■

VLT® HVAC Drive FC 102

The ideal choice for fan and pump applications in modern buildings. The drive offers maximum flexibility in installation, bus connections and control intelligence.

HVAC Inside

The VLT® HVAC Drive FC 102 is especially engineered for building automation with intelligent HVAC functions.

Optimal EMC protection

Standard integrated chokes and high-quality RFI filters ensure interference-free operation at all times.

EC+

The intelligent VVC+ control principle enables the use of permanent magnet motors or synchronous reluctance motors with efficiency equal to or better than EC technology.

Power range

3 x 200-240 V.....	1.1-45 kW
3 x 380-480 V.....	1.1-1000 kW
3 x 525-600 V.....	1.1-90 kW
3 x 525-690 V.....	1.1-1400 kW

Power range - Low harmonic drive

3 x 380-480 V.....	132-710 kW
--------------------	------------

Power range - 12-pulse drive

3 x 380-500 V.....	250-1000 kW
3 x 525-690 V.....	250-1400 kW

Fieldbus

MOD	META	BAC		
DN	LON	BAC	TCP	EIP
PB	PN	BIP		

Enclosure

IP00	IP20	IP21/Type 1
■	■	■
IP54/Type 12	IP55/Type 12	IP66/Type 4X
■	■	■

Power options

www.nicsanat.com

021-87700210



VLT® Advanced Active Filter AAF

VLT® Advanced Harmonic Filter AHF 005 and AHF 010

VLT® Advanced Active Filter AAF

Active filter technology is the most advanced approach for mitigating harmonics. Fast current detection and micro-controlled inverse current injection reduce total harmonics to less than 3% THDi.

Highly efficient

Active filters operate on much lower currents than comparable serial methods and are much more efficient. Dimensioning to the individual harmonics spectrum requirements saves further costs.

Flexible

Active filters support central, individual or group compensation set-ups.

Power range*

380-480 V 190/250/310/400 A

* Additional power ratings and voltage ranges are available on request.

Enclosure

IP00	IP20	IP21/Type 1
		■
IP54/Type 12	IP55/Type 12	IP66/Type 4X
■		

VLT® Advanced Harmonic Filter AHF 005 and AHF 010

These passive harmonic filters are robust and easy to use. They reduce harmonics while maintaining good system energy efficiency.

Strong performance

The AHF 005 and AHF 010 filters deliver superior system performance, and reduce THDi to less than 5% or 10% respectively, at nominal conditions.

Optimized design

The filters offer superior cooling, very low heat losses and a compact footprint. The integrated capacitors can be switched off to reduce the reactive current at low loads.

Power range

3 x 380/400/500/600/690 V...10-460 A*

* Achieve higher ratings by connecting in parallel. See AHF 005 or AHF 010 Design Guide for details.

Enclosure


IP00	IP20	IP21/Type 1
■	■	
IP54/Type 12	IP55/Type 12	IP66/Type 4X



VLT® Sine-Wave Filters



VLT® dU/dt Filters



VLT® Common Mode Filter

VLT® Sine-wave Filters

VLT® Sine-wave Filters smooth the output voltage of a VLT® drive and reduce motor insulation stress and bearing currents as well as noise development in the motor.

For critical motors

Use the filter especially for AC drive operation of older motors, low permitted voltages in terminal boxes or without phase insulation.

Long motor cables

Enable use of motor cables with a length of 500 m and more, using a sine-wave filter.

Power range

3 x 200-690 V 2.5-880 A*

*For higher power ratings, combine multiple modules.

Enclosure

IP00	IP20	IP21/Type 1
■	■	
IP54/Type 12	IP55/Type 12	IP66/Type 4X
■		

VLT® dU/dt Filters

VLT® dU/dt Filters reduce the rate of voltage rise on the motor terminals and protect old or weak motor insulation against breakdown. This is particularly important for short motor cables.

Retrofit

Retrofit is easy in older systems or motors.

Compact

These filters are smaller, lighter and more affordable, compared to sine-wave filters.

Power range

3 x 200-690 V 15-800 A*

*For higher power ratings, combine multiple modules.

Enclosure

IP00	IP20	IP21/Type 1
■	■	
IP54/Type 12	IP55/Type 12	IP66/Type 4X
■		

VLT® Common Mode Filter

High-frequency common mode cores reduce electromagnetic interference and protect against bearing currents.

Wide coverage

Just 5 sizes cover the range up to 480 A.

Combinable

The filters can be combined with other output filters.

Power range

3 x 380-690 V 10-480 A



VLT® Decentral Drive FCD 302



VLT® DriveMotor FCP 106



VLT® DriveMotor FCM 106

VLT® Decentral Drive FCD 302

This decentral drive in a rugged design offers a high degree of flexibility and functionality. It can be mounted close to the motor and is ideal for demanding applications.

One-box concept

All required modules and available options are accommodated in the AC drive housing.

Minimizing installation costs

Fewer external components and connectors save installation, assembly and maintenance time.

Hygienic design

The VLT® Decentral Drive FCD 302 complies with all requirements for ease of cleaning and hygienic design according to EHEDG (European Hygienic Engineering & Design Group).

Power range

3 x 380-480 V 0.37-3.0 kW

Fieldbus

MOD				
PN	EIP	PB	PL	ECAT

Enclosure

IP00	IP20	IP21/Type 1
IP54/Type 12	IP55/Type 12	IP66/Type 4X

VLT® DriveMotor FCP 106

For full flexibility in motor choice, system design and energy efficiency, choose your own PM or induction motor and attach the standalone VLT® DriveMotor FCP 106.

Easy to install

Installation is simple due to the integrated cooling system and an individually adjustable motor adapter plate.

High performance

The standalone VLT® DriveMotor FCP 106 provides you with a high level of flexibility and stable, energy-efficient operation as the drive automatically sets the optimal parameters for the attached motor.

Power range

3 x 380-480 V 0.55-7.5 kW

Fieldbus

MOD	
BAC	PB

Enclosure

IP00	IP20	IP21/Type 1
IP54/UL Type 3R	IP55/Type 12	IP66/Type 4X

VLT® DriveMotor FCM 106

A fully-integrated motor and drive solution, available with either an IE4 PM motor or IE2 induction motor.

Reduce cost and complexity

The compact design helps to reduce both installation costs and complexity significantly. By eliminating the need for cabinets, additional cooling and long motor cables, costs are reduced further.

IE3 alternative

European Regulation 640/2009 defines IE2 motors with AC drives as an alternative to IE3 motors.

Power range

3 x 380-480 V 0.55-7.5 kW

Fieldbus

MOD	
BAC	PB

Enclosure

IP00	IP20	IP21/Type 1
IP54/UL Type 3R	IP55/Type 12	IP66/Type 4X



VLT® OneGearDrive®



VLT® Integrated Servo Drive ISD 410 System

VLT® OneGearDrive®

The highly efficient combination of a permanent magnet motor and optimized bevel gearing, powered by a central or decentral VLT® drive, contributes significantly to operating and maintenance cost savings.

Long service intervals

VLT® OneGearDrive® operating under partial load does not require an oil change until after 35,000 operating hours.

Fewer variants

With only one motor type and three gear ratios available, the motor concept covers most typical conveyor drives.

Hygienic version

Use it with confidence in wet areas including aseptic areas and clean room production areas.

Power range

3 x 380-480 V 0.75-3.0 kW

VLT® Integrated Servo Drive ISD 410 System

A decentral compact drive based on a synchronous servomotor that is energy-efficient, precise and easy to install. The drive is especially suited to applications that require high flexibility and dynamics.

Trajectory generator

The motion control is integrated into the drive so that the motion sequences can take place independently.

Hybrid cable

The hybrid cable combines the 300 V DC power supply, the Safe Torque Off (STO) signal, and the bus communication.

Open master system

Programming is based on the standard IEC 61131-3.

Power range

300 V DC nom. 1.7-2.1 Nm
/max. 8-11 Nm

Fieldbus

CAN ECAT PL

Enclosure

* OGD-H version; ** OGD-S version

IP00	IP20	IP21/Type 1
IP54/Type 12	IP67/IP69K	IP67
	■*	■**

Enclosure

*shaft is rated IP65 with shaft seal

IP00	IP20	IP21/Type 1
IP54/Type 12	IP55/Type 12	IP67*
■		■

Soft starters



VLT® Integrated Servo Drive ISD 510



VLT® Soft Start Controller MCD 100

VLT® Integrated Servo Drive ISD 510

This servo drive system is ideal for demanding applications in the food, beverage, pharmaceutical and packaging industries.

Simple and fast

Installation is simple and fast, with pre-configured hybrid cables in a daisy-chain concept. The servo system comprises VLT® Servo Access Box (SAB®), central power supply, decentral drive modules and cabling infrastructure. Depending on the application, the SAB® can power up to 64 drives in a servo drive system.

Highly flexible

Decentral motion sequences enable scaling of the system size independently of the controller. Program the master via IEC 61131-3.

Power range

300 V DCnom. 1.7-3.7 Nm
/max. 6.2-13 Nm
565-680 V DC ±10%...nom. 1.5-3.8 Nm
/max.6.1-13 Nm

Fieldbus

CAN

Enclosure

IP00	IP20	IP21/Type 1
IP54/Type 12	IP55/Type 12	IP66/Type 4X
■		■

VLT® Soft Start Controller MCD 100

The compact soft starter series is a cost-effective alternative to traditional contactors and can also replace star/delta combinations. The ramp time and the starting torque and kick start are adjusted via controls on the front of the unit.

Almost unlimited number of motor starts

For a power rating of up to 25 A, up to 480 starts per hour are possible. This is a true “fit and forget” soft starter for DIN rail mount. The unique contactor design allows an almost unlimited number of starts per hour without derating.

Technical data

Input..... 3 x 208-600 V
Control voltage 24-480 V AC or DC
Power..... 0.1 kW-11 kW (25 A)

Enclosure

IP00	IP20	IP21/Type 1
	■	
IP54/Type 12	IP55/Type 12	IP66/Type 4X



VLT® Compact Starter MCD 201 and 202



VLT® Soft Starter MCD 500

VLT® Compact Starter MCD 201 and 202

While the basic and the starting torque VLT® Compact Starter MCD 201 version is only used for motor starting, the extended VLT® Compact Starter MCD 202 version offers additional motor protection functions. These include, for example, current limitation during motor starting.

Built-in bypass

After the motor is started, the MCD 201 and MCD 202 automatically connect the motor to the mains supply via the built-in bypass relay. This minimizes losses during operation under full load.

Technical data

Input.....3 x 200-575 V
Control voltage24 V AC or DC/110-440 V AC
Power 7.5 kW-110 kW (200 A)

Fieldbus

PB	DN	MOD	EIP
----	----	-----	-----

Enclosure

IP00	IP20	IP21/Type 1
■	■	
IP54/Type 12	IP55/Type 12	IP66/Type 4X

VLT® Soft Starter MCD 500

The VLT® Soft Starter MCD 500 is the comprehensive solution for soft starting and stopping three-phase asynchronous motors. Integrated current transducers measure the motor current and provide important data for optimal start and stop ramps. A built-in bypass is available up to 961 A.

Fast commissioning

The four-line graphic display (choice of eight languages) and quick menu ensures easy and reliable configuration and read-out.

Load-oriented start

Adaptive Acceleration Control (AAC), adjusted to the respective load, ensure the best possible start and stop ramps in order to avoid water hammering.

Comprehensive protection

Phase error detection, thyristor monitoring and bypass contact overload are just a few integrated monitoring functions.

Technical data

Input.....3 x 200-690 V
Control voltage 24 V DC or 110-240 V AC
Power 7.5-850 /2400* (1600A) kW
**"Inside delta connection"*

Fieldbus

PB	DN	MOD	EIP
----	----	-----	-----

Enclosure

IP00	IP20	IP21/Type 1
■	■	
IP54/Type 12	IP55/Type 12	IP66/Type 4X



VACON® 20



VACON® 20 Cold Plate

Combine innovation and high durability for the sustainable industries of tomorrow.

For long lifetime, top performance, and full-throttle process throughput, equip your demanding process industries and marine applications with VACON® single or system drives. Reduce emissions and increase fuel efficiency through trailblazing innovation in hybridization trends. Manage heat intelligently, and win focus, with functionalities dedicated to your industry alone. Connect rapidly and program with exceptional flexibility.

All these abilities mean VACON® drives form the robust foundation for optimization in harsh environments.

Whether in Marine and Offshore, Oil and Gas, Metals, Mining and Minerals, Pulp and Paper, Renewable Energy, or other heavy-duty industries, the VACON® drives meet the challenge.

Tune total operational cost and cut capital expenditure thanks to compact size and lower air-conditioning load. Of course uncompromising reliability is a constant.

The exceptional VACON® range is continuously advancing, with rigorous application-optimized innovation, ready to be put to work. Hard work.

VACON® 20

VACON® 20 comes with compactness and programming functionality that makes it one of the most easily-adaptable drives available for OEM applications.

Saves machine costs

The VACON® 20 has a built-in PLC functionality according to IEC 61131-1 which brings cost savings to the user. For the OEM or machine builder it is easy to change the software logic of the drive to adapt to their own control needs.

High fieldbus connectivity

The VACON® 20 supports of a wide variety of fieldbus connections. Enables effective machine integration, eliminating the need for external fieldbus gateways and parallel I/O connections.

Configure without mains power

With the optional copying module, parameter configurations can be copied into the VACON® 20 during the installation phase with no need for mains power - saving both time and effort.

Power range

1 x 115 V.....	0.25-1.1 kW
1 x 208-240 V.....	0.25-2.2 kW
3 x 208-240 V.....	0.25-11 kW
3 x 380-480 V.....	0.37-18.5 kW

Fieldbus

MOD				
PB	DN	CAN	ECAT	PN
EIP	TCP			

Enclosure

IP00	IP20	IP21/Type 1
	■	■
IP54/Type 12	IP55/Type 12	IP66/Type 4X

VACON® 20 Cold Plate

For flexibility in cooling, with focus on customer-specific cooling solutions, the VACON® 20 Cold Plate is the perfect AC drive for OEMs with special cooling requirements.

Cooling flexibility

Cold plate cooling allows the drive to be used in the best possible cooling configurations, such as passive heat sinks, liquid-based cooling or any other cold surface onto which the AC drive can be mounted.

Goes into sealed enclosures

VACON® 20 Cold Plate operates at up to 70 °C ambient temperatures without derating, and is installable at low depth due to its flat form factor. For the user, this means the greatest possible flexibility - and the ability to install the drive into sealed enclosures.

VACON 20 benefits

The VACON® 20 Cold Plate contains same user interfaces and options as in the other VACON® 20 products, including built-in support for IEC 61131-1 PLC programming.

Power range

1 x 208-240 V.....	0.75-1.5 kW
3 x 208-240 V.....	0.75-4.0 kW
3 x 380-480 V.....	0.75-7.5 kW

Fieldbus

MOD				
PB	DN	CAN	LON	TCP
EIP	PN	ECAT		

Enclosure

IP00	IP20	IP21/Type 1
■		
IP54/Type 12	IP55/Type 12	IP66/Type 4X

Full power range drives and dedicated drives



www.nicsanat.com
021-87700210



VACON® 100 INDUSTRIAL and VACON® 100 FLOW

VACON® 100 INDUSTRIAL

The VACON® 100 INDUSTRIAL is a workhorse for a wide range of industrial applications. It is easy to integrate into all major control systems and is easily adaptable to different needs.

Modules and enclosed drives

All power sizes are available as drive modules. The free-standing enclosed drive version for higher power sizes contains a wide range of configurable options and an innovative control compartment for safe access, without opening the cabinet door.

Cost-effective communication

Integrated Ethernet interfaces support all major industrial protocols. Save on extra interface cards - and use the same drive for all major protocols required.

Easy adaptation

For OEMs, utilizing VACON® PROGRAMMING enables the built-in PLC functionality according to IEC61131-1 to integrate their own functionality into the drive. The VACON® DRIVE CUSTOMIZER facilitates smaller logic adaptations for special needs or retrofit situations.

Power range

3 x 208-240 V.....0.55-90 kW
3 x 380-500 V.....1.1-630 kW
3 x 525-690 V.....5.5-800 kW

Fieldbus

MOD	META	BAC	TCP	BIP
PB	DN	CAN	LON	TCP
EIP	PN	ECAT		

Enclosure

*Dependent upon enclosure size

IP00	IP20	IP21/Type 1
■		■*
IP54/Type 12	IP55/Type 12	IP66/Type 4X
■*		

VACON® 100 FLOW

Delivering all the benefits of the VACON® 100 family of drives, the VACON® 100 FLOW offers dedicated functionality. It improves flow control and saves energy in industrial pump and fan applications in power sizes up to 800 kW.

Modules and enclosed drives

All power sizes are available as drive modules. The free-standing enclosed drive version for higher power sizes contains a wide range of configurable options and an innovative control compartment for safe access, without opening the cabinet door.

Dedicated industrial flow control

The VACON® 100 FLOW provides specific flow control functions to enhance pump and fan performance and protect pipes and equipment, ensuring reliable operation.

Runs high-efficiency motors

Select the most efficient motor for your task, with the ability to run the new high-efficiency motor technologies, such as permanent magnet and synchronous reluctance motors, for improved system efficiency.

Power range

3 x 208-240 V.....0.55-90 kW
3 x 380-500 V.....1.1-630 kW
3 x 525-690 V.....5.5-800 kW

Fieldbus

MOD	META	BAC	TCP	BIP
PB	DN	CAN	LON	TCP
EIP	PN	ECAT		

Enclosure

*Dependent upon enclosure size

IP00	IP20	IP21/Type 1
■		■*
IP54/Type 12	IP55/Type 12	IP66/Type 4X
■*		



VACON® NXP Air Cooled



VACON® NXC Air Cooled Enclosed Drives



VACON® NXP Liquid Cooled Drive

VACON® NXP Air Cooled

The VACON® NXP Air Cooled drive is designed for a broad range of demanding industrial applications, focusing on higher power sizes and system drives.

Top performance

VACON® NXP control flexibility delivers maximum motor control performance and dynamics, in both single-shaft machines and drive systems.

Configurable on all levels

Fully configurable I/O and fieldbuses cater for any connectivity need. Fast optical drive-to-drive communication gives you the flexibility of load sharing and paralleling of power units.

Extremely flexible

Adapt the drive to many diverse usage requirements by loading the VACON application software that best suits the needs. Built-in PLC functionality according to IEC61131-1 enables you to create new functionality in the drive to obtain cost savings and deeper machine integration.

Power range

3 x 208-240 V.....0.55-90 kW
3 x 380-500 V.....1.5-1200 kW
3 x 525-690 V.....2.0-2000 kW

Fieldbus

PB	DN	CAN	BAC	LON
TCP	EIP	PN	MOD	META
ECAT				

Enclosure

*Dependent upon enclosure size

IP00	IP20	IP21/Type 1
■		■*
IP54/Type 12	IP55/Type 12	IP66/Type 4X
■*		

VACON® NXC Air Cooled Enclosed Drives

The VACON® NXC combines the VACON® NXP product range with a wide range of options in a single enclosed drive format.

Reliable operation

Based on a Rittal TS8 enclosure, the VACON® NXC enclosed drive is fully pre-designed and factory tested in order to ensure reliable and trouble-free operation.

Easy to work with

Access to the control equipment is easy and safe, due to the dedicated control compartment located at the front part of the enclosed drive. It is also internally protected against unintentional touch to increase user safety.

Easy to configure

When ordering, choose between a wide range of cabinet-installed options. Both 6 and 12-pulse versions are available.

Power range

3 x 380-500 V.....132-1200 kW
3 x 525-690 V.....110-2000 kW

Power range - AFE supply

500 V.....132-1500 kW
690 V.....110-2000 kW

Power range - Low harmonic,

Active Filter supplies

500 V.....132-560 kW
690 V.....110-800 kW

Fieldbus

PB	DN	CAN	BAC	LON
TCP	EIP	PN	MOD	META
ECAT				

Enclosure

IP00	IP20	IP21/Type 1
		■
IP54/Type 12	IP55/Type 12	IP66/Type 4X
■		

VACON® NXP Liquid Cooled Drive

This dedicated liquid-cooled drive is well-suited to applications where air quality is critical, space is limited, and efficient heat transfer is required.

Compact

No need for air ducts or large fans, combined with a more compact size, means you achieve a high power density in your installation - and virtually silent operation.

Uptime and cost savings

Save on both investment and operating costs when removing heat using the liquid medium. Achieve maximum uptime, with robust operation even in demanding conditions and with only minimal air filtering in dusty conditions.

Highest control flexibility

The drive utilizes the full VACON® NXP family control functionality to achieve modularity and scalability in a wide range of AC drive applications.

Power range

3 x 380-500 V.....132-4100 kW
3 x 525-690 V.....110-5300 kW

Fieldbus

PB	DN	CAN	BAC	LON
TCP	EIP	PN	MOD	META
ECAT				

Enclosure

IP00	IP20	IP21/Type 1
■		
IP54/Type 12	IP55/Type 12	IP66/Type 4X



System drives



VACON® NXP Liquid Cooled Enclosed Drive



VACON® NXP System Drive

VACON® NXP Liquid Cooled Enclosed Drive

The VACON® NXP Liquid Cooled Enclosed Drive offers all the benefits of VACON® NXP Liquid Cooled drives for high power applications in a compact IP54 rated enclosed drive package.

Predesigned is easy

Being predesigned and engineered, these drives are ready to go as soon as you receive them. Simply connect to the cooling system and the power and motor supplies.

Active Front End for clean supply

Drives with active front end minimize harmonic disturbance to the grid, enable regenerative braking and reduce the scale of infrastructure required, such as transformers and generators.

Fast serviceability

Fast access to the modules using pull-out rails saves time and money in service and maintenance situations.

Power range

3 x 525-690 V.....800-1550 kW

Fieldbus

PB	DN	CAN	BAC	LON
TCP	EIP	PN	MOD	META
ECAT				

Enclosure

IP00	IP20	IP21/Type 1
IP54/Type 12	IP55/Type 12	IP66/Type 4X

VACON® NXP System Drive

By combining common DC bus components the VACON® NXP System Drive provides you a drive configured and assembled to meet your needs - regardless of whether you need to control one or several motors.

Simplicity in projects

Using pre-designed enclosed drive sections for all main system parts, it enables a short engineering and configuration time for any drive system. Every project design is fully documented for the specific configuration.

Reliability is key

The verified and tested solutions that combine VACON® AC Drives, DC bus components and options result in verified and tested reliability.

Easy serviceability

A pullout system allows quick replacement of drives modules in service situations. Safety is a priority with internal touch protection and high power busbar sections in separate compartments.

Current ratings (main busbars)

3 x 380-500 V.....630-5000 A
3 x 525-690 V.....630-5000 A

Fieldbus

PB	DN	CAN	BAC	LON
TCP	EIP	PN	MOD	META
ECAT				

Enclosure

IP00	IP20	IP21/Type 1
IP54/Type 12	IP55/Type 12	IP66/Type 4X



VACON® NXP Common DC Bus



VACON® NXP Liquid Cooled Common DC Bus



VACON® NXP Grid Converter

VACON® NXP Common DC Bus

VACON® NXP Common DC Bus components are designed to enable systems integrators, machine builders, and OEMs to design and build efficient industrial drives systems.

Comprehensive range

Build almost any kind of system imaginable, with this fully complete range of components, including inverter units (INUs), active front-end units (AFEs), non-regenerative front-end units (NFEs), and brake chopper units (BCUs).

Maximum uptime

Designed for absolutely reliable operation, the common DC bus range supports full availability with a minimum of operational interruptions.

Minimal installation width

Reduce installation cost and space requirements, with slim INU components optimized for minimal width of the complete drive line-up.

Power range

3 x 380-500 V..... 1.5-1850 kW
3 x 525-690 V..... 3-2000 kW

Fieldbus

PB	DN	CAN	BAC	LON
TCP	EIP	PN	MOD	META
ECAT				

Enclosure

IP00	IP20	IP21/Type 1
■		
IP54/Type 12	IP55/Type 12	IP66/Type 4X

VACON® NXP Liquid Cooled Common DC Bus

This range of liquid-cooled common DC bus components brings the benefits of liquid cooling into common DC bus systems.

For demanding systems

Liquid cooling offers strong benefits in applications where cooling air supply or quality is limited, enabling creation of solutions that work even in demanding situations.

Minimum amount of spare parts

Built on a unified product platform reduces costs and increases availability of spare parts and service units, since there is a common hardware platform for all variants used.

Reliable and cost-saving

Enjoy economical installation cost, maximum uptime and full VACON® NXP control functionality.

Power range

3 x 380-500 V.....7.5-4100 kW
3 x 525-690 V.....110-5300 kW

Fieldbus

PB	DN	CAN	BAC	LON
TCP	EIP	PN	MOD	META
ECAT				

Enclosure

IP00	IP20	IP21/Type 1
■		
IP54/Type 12	IP55/Type 12	IP66/Type 4X

VACON® NXP Grid Converter

This range of air and liquid-cooled drives is specifically designed for energy storage and marine energy management applications.

Reliable grid

VACON® NXP Grid Converter assures a reliable grid in applications for energy storage and energy management.

Save on fuel and emissions

In marine applications fuel savings and reduced emissions are immediate benefits of grid converters in shaft generator applications.

Power range

Air-cooled
3 x 380-500 V.....180-1100 kW
3 x 525-690 V.....200-1200 kW

Liquid-cooled

3 x 380-500 V.....160-1800 kW
3 x 525-690 V.....210-1800 kW

To achieve even higher power capacity, combine multiple VACON® NXP Grid Converter units.

Fieldbus

PB	DN	CAN	BAC	LON
TCP	EIP	PN	MOD	META
ECAT				

Enclosure

IP00	IP20	IP21/Type 1
■		
IP54/Type 12	IP55/Type 12	IP66/Type 4X



VACON® 20 X



VACON® 100 X

VACON® 20 X

The VACON® 20 X decentral drive offers all the benefits of decentralized solutions up to 7.5 kW.

Robust and resistant

Due to the IP 66 enclosure and the high vibration resistance the drive is suitable for tough environments. The Gore® vent membrane ensures reliability even when wet.

Easy to integrate

A one-plug I/O connection and access to all main fieldbus protocols ensures easy integration for machine builders. Built-in IEC61131-1 programmability opens up for customized software modification, to meet the needs of most applications.

Power range

1 x 208-240 V.....0.75-1.5 kW
3 x 208-240 V.....0.75-4.0 kW
3 x 380-480 V.....0.75-7.5 kW

Fieldbus

MOD				
PB	DN	CAN	LON	TCP
EIP	PN	ECAT	ASI	

Enclosure

IP00	IP20	IP21/Type 1
IP54/Type 12	IP55/Type 12	IP66/Type 4X

VACON® 100 X

Robust enclosure and high functionality is provided by the VACON® 100X for indoor and outdoor applications.

No extra enclosure - even outdoors

The drive withstands high-pressure water, high vibration levels, heat and dirt. The Gore® vent membrane and IP66 enclosure give you the freedom of indoor and outdoor use.

A really cool drive

An optional space heater is available for cold environments.

Wide power range

With power range extending up to 37 kW, this drive makes the benefits of decentralized solutions available for a wide range of applications.

Power range

3 x 208-240 V..... 1.1-15 kW
3 x 380-500 V1.1-37 kW

Fieldbus

MOD	META	BAC	TCP	BIP
PB	DN	CAN	LON	EIP
PN	ECAT	ASI		

Enclosure

IP00	IP20	IP21/Type 1
IP54/Type 12	IP55/Type 12	IP66/Type 4X

Danfoss ecoSmart™

Now it's easy to determine IE and IES classes according to EN 50598-2, for VLT® and VACON® drives alone and in combination with a motor. Danfoss ecoSmart™ uses nameplate data to perform the efficiency calculations, and produces a pdf report for documentation.

Danfoss ecoSmart™ online tool:
<http://ecosmart.danfoss.com>

Danfoss HCS

Danfoss HCS is a professional harmonics simulation tool which is web-based. It provides harmonic analysis of systems using VLT® and VACON® products. This tool uses a scientific simulation platform with an advanced simulation model. It uses more system parameters than the other harmonics simulation tools offered by Danfoss Drives, and therefore delivers more accurate results. Danfoss HCS presents the results of the simulation in table or graphical form.

VLT® Software

VLT® Motion Control Tool MCT 10

VLT® Motion Control Tool MCT 10 is a windows-based engineering tool with a clearly structured interface that provides an instant overview of all the AC drives in a system of any size. The software runs under Windows and enables data exchange over a traditional RS485 interface, fieldbus (PROFIBUS, Ethernet, or other) or via USB.

Parameter configuration is possible both online on a connected drive and offline in the tool itself. Additional documentation, such as electrical diagrams or operating manuals, can be embedded in VLT® Motion Control Tool MCT 10. This reduces the risk of incorrect configuration while offering fast access to troubleshooting.

VLT® Energy Box

Calculate the energy consumption of HVAC applications controlled by VLT® drives and compare this with alternative - and less energyefficient - methods of air flow control.

Using VLT® Energy Box it is easy to evaluate and document the savings achieved by using a VLT® HVAC Drive by comparison with other types of capacity control systems - for new installations as well as retrofit situations.

VLT® Motion Control Tool MCT 31

The MCT 31 harmonic simulation tool is a stand-alone program for Windows and useful in the planning phase. It is easy to use, includes a database of VLT® drives products, and provides a fast overview of the expected general system performance. It can also propose a cost-effective harmonics mitigation strategy based on the Danfoss product range.



VACON® Software

VACON® Live

Commissioning, maintenance, parameterization and monitoring of multiple drives.

Supported drives: VACON® 10, VACON® 20, VACON® 20 X, VACON® 100 X, VACON® 100 family

VACON® Loader

Updating AC drive firmware and installing application software.

Supported drives: VACON® 10, VACON® 20, VACON® 20 X, VACON® 100 X, VACON® 100 family

VACON® NCDrive

Commissioning, maintenance, parameterization and monitoring of drives.

Supported drives: VACON® NXP, VACON® NXS, VACON® NXL

VACON® NCLoad

Updating AC drive firmware and installing application software.

Supported drives: VACON® NXL, VACON® NXS, VACON® NXP

VACON® Customizer

To freely customize the operation of an AC drive.

Supported drives: VACON® 100 INDUSTRIAL, VACON® 100 FLOW, VACON® 100 X

VACON® Programming

An AC drive application programming tool to optimize drive behavior.

Supported drives: VACON® 20, VACON® 20 X, VACON® 100 family, VACON® 100 X, VACON® NXS, VACON® NXP

VACON® Key

Manage and handle VACON® NXP Grid Converter licenses.

Supported drives: VACON® NXP Grid Converter

VACON® Layout

Configure and obtain documentation

Supported drives: VACON® NXP System Drive

VACON® Documentation Wizard

Diagrams and drawings

Supported drives: VACON® NXC

VACON® Harmonics

Simulate the expected harmonics of an AC drive or group of drives.

Supported drives: VACON® NXS, VACON® NXP, VACON® 10, VACON® 20, VACON® 20 X, VACON® 100 family

VACON® Save

Calculate energy savings when using an AC drive with pumps, fans and compressors.

Application focus to boost your business












www.nicsanat.com

021-87700210



■ Danfoss VLT® and VACON® drives are optimized to create value for you. They enable maximum performance in all major applications irrespective of industry. Contact Danfoss Drives to learn how your own applications can benefit from using a VLT® or VACON® drive.

		INDUSTRIES			
		HVAC	Food and Beverage, Packaging	Water and Wastewater	Refrigeration
APPLICATIONS	Pumps	■	■	■	■
	Fans	■	■	■	■
	Compressors	■	■	■	■
	Conveyors		■		
	Process, Material Treatment		■	■	
	Mills, Drums, Kilns				
	Winding, Unwinding				
	Drilling				
	Propulsion, thrusters				
	Winches				
	Vertical & horizontal movement		■	■	
	Power conversion Generation, smart grids				
	Positioning, Synchronization		■		

Marine and Offshore	Mining and Minerals	Metals	Chemical	Cranes and Hoists	Energy	Elevators and Escalators	Material handling	Oil and Gas	Pulp and Paper	Textile
										
■	■	■	■		■			■	■	■
■	■	■	■		■		■	■	■	■
■	■	■	■		■			■	■	
■	■	■	■		■		■			
	■	■	■		■			■	■	■
	■	■							■	
		■							■	■
	■							■		
■										
■										
■	■	■	■	■	■	■		■	■	■
■				■	■	■				
		■	■				■		■	■



A better tomorrow is driven by drives

Danfoss Drives is a world leader in variable speed control of electric motors. We offer you unparalleled competitive edge through quality, application-optimized products and a comprehensive range of product lifecycle services. You can rely on us to share your goals. Striving for the best possible performance in your applications is our focus. We achieve this by providing the innovative products and application know-how required to optimize efficiency, enhance usability, and reduce complexity.

From supplying individual drive components to planning and delivering complete drive systems; our experts are ready to support you all the way.

You will find it easy to do business with us. Online, and locally in more than 50 countries, our experts are never far away, reacting fast when you need them.

You gain the benefit of decades of experience, since 1968. Our low voltage and medium voltage AC drives are compatible with all major motor brands and technologies.

VACON® drives combine innovation and high durability for the sustainable industries of tomorrow.

For long lifetime, top performance, and full-throttle process throughput, equip your demanding process industries and marine applications with VACON® single or system drives.

- Marine and Offshore
- Oil and Gas
- Metals
- Mining and Minerals
- Pulp and Paper
- Energy
- Elevators and Escalators
- Chemical
- Other heavy-duty industries

VLT® drives play a key role in rapid urbanization through an uninterrupted cold chain, fresh food supply, building comfort, clean water and environmental protection.

Outmaneuvering other precision drives, they excel, with remarkable fit, functionality and diverse connectivity.

- Food and Beverage
- Water and Wastewater
- HVAC
- Refrigeration
- Material Handling
- Textile

VLT® | VAGON®

Danfoss can accept no responsibility for possible errors in catalogues, brochures and other printed material. Danfoss reserves the right to alter its products without notice. This also applies to products already on order provided that such alterations can be made without subsequential changes being necessary in specifications already agreed. All trademarks in this material are property of the respective companies. Danfoss and the Danfoss logotype are trademarks of Danfoss A/S. All rights reserved.