

BDI50

COMPACT V/f & SENSORLESS INVERTER



www.nicsanat.com

021-87700210



GEFRAN



Gefran, With forty years of experience, Gefran is the world's leading designer and producer of solutions for **measuring, controlling, and driving industrial production processes.**

We have 14 branches in 12 countries and a network of over 80 worldwide distributors.

QUALITY AND TECHNOLOGY

Gefran components are a **concentration of technology**, the result of constant research and of **cooperation with major research centers.**

This makes Gefran synonymous with quality and expertise in the design and production of:

- **sensors** for measuring main variables such as **temperature, pressure, position and force**
- **state-of-the-art components and solutions for indication and control**, satisfying demands for optimization of processes and intelligent management of energy consumption
- **automation platforms** of various complexities
- **electronic drives and electric motors** in AC and DC for all industrial automation, HVAC, water treatment and lift needs.

Gefran's know-how and experience guarantee continuity and tangible solutions.

SERVICES

A team of Gefran experts works with each customer to select the ideal product for its application and to help install and configure devices (technohelp@gefran.com).

Gefran offers a wide range of courses at different levels for the technical-commercial study of its product as well as specific courses *on demand*.





CONVEYOR AND TRANSPORTATION MACHINERY



FOOD PROCESSING



MACHINE TOOL/METAL PROCESSING MACHINERY



WOOD WORKING MACHINERY




FAN AND PUMP



PAPER/TEXTILE MACHINE



PACKAGE MACHINE



PCB AUTOMATION



AUTOMATIC DOOR CONTROL

In addition to foreseeing the market's application needs, Gefran forms partnerships with its customers to find **the best way to optimise and boost the performance of various applications.**

Gefran products communicate with one another to provide integrated solutions, and can dialogue with devices by other companies thanks to compatibility with numerous fieldbuses.

Modbus

PROFINET
BUS

CANopen

DeviceNet

BACnet

DESCRIPTION



The Inverter BDI50 concentrates all the characteristics required by modern industrial processes in a single compact product. At the same time BDI50 series comply with the typical needs of installers and system integrators who require forefront, practical solutions that are, above all, advantageous in terms of space, cost and simplicity of use.

The BDI50 is simple and powerful and provide maximum flexibility in machine integration through standard and optional fieldbus compatibility. User friendly interface and easy operation make BDI50 the right solution for every user and for multi-purpose applications.

- > Sensorless and V/f motor control
- > Compact size and user friendly standard interface
- > High flexibility in machine integration
- > Conformity to global standards.

POWER RANGE

	Power							
kW (Hp)	0.4 (0.5)	0.75 (1.0)	1.5 (2.0)	2.2 (3.0)	3.7 (5.0)	5.5 (7.5)	7.5 (10)	11 (15)
230 Vac, 1ph	Size 1		Size 2					
230 Vac, 3ph		Size 1	Size 2		Size 3	Size 4		
400 Vac, 3ph	Size 2			Size 3		Size 4		

DRIVE TYPE DESIGNATION

BDI50-XXXX-KXX-X-Y-Y

EMI Filter:	F = included; [Empty] = not included
PNP / NPN:	N = NPN input; P = PNP input; NP = PNP and NPN
Rated voltage:	2M = 230 Vac (200...240 Vac), 1ph; 2T = 230 Vac (200...240 Vac), 3ph; 4 = 400 Vac (380...480 Vac), 3ph
Software:	X = standard
Braking unit:	B = included; X = not included
Keypad:	K = Integrated (LED keypad with 5-digits 7-segment display)
Drive power, in kW	
Mechanical drive sizes	
BDI50 drive series	

WEIGHTS AND DIMENSIONS

Mechanical size	Dimensions: Width x Height x Depth		Weight	
	mm	inches	kg	lbs
1	72.0 x 141.0 x 141.0	2.83 x 5.55 x 5.55	0.85 (0.95*)	1.87 (2.09*)
2	118.0 x 144.0 x 150.0	4.64 x 5.67 x 5.90	1.35 (1.45*)	2.97 (3.20*)
3	129.0 x 197.5 x 148.0	5.08 x 77.75 x 8.83	1.35 (1.45*)	2.97 (3.20*)
4	187.0 x 273.0 x 190.0	7.36 x 10.75 x 7.48	6 (6.3*)	13.22 (13.89*)

* with filter

GENERAL CHARACTERISTICS

Control Mode		V/f Control, Sensorless control (SLV)
Speed control accuracy		±2% (SLV, overload 150% and control range 1 : 16 / 60...4Hz; 50...3Hz). ±3% (V/f open-loop, overload 100% and control range 1 : 10 / 60...6Hz; 50...5Hz).
Overload		150% rated current for 60sec
Frequency	Output freq. Range	0.1-599.00Hz
	Setting	Keypad : Set directly with ▼▲ keys or the VR (Potentiometer integrated) External signal: <ul style="list-style-type: none"> • AVI (0-10V / 2-10V), ACI (0-20mA, 4-20mA) input • multifunction digital inputs • by communication
	Frequency limit	Lower and upper frequency limits 3 -skip frequency settings
Run & Stop	Methods	<ul style="list-style-type: none"> • Keypad • Multifunction terminals (2/3 wire selection) • Jog function • By communication
	V/f curve setting	6 fixed + one customized
Main Controls	Carrier frequency	1-16kHz (default 5kHz)
	Acceleration and deceleration control	2 sets Acc / dec time parameters 4 points S curve parameters
	Multifunction digital input	5, 19 functions Sizes 1/2: NPN&PNP by separate models Sizes 3/4: NPN&PNP selection from terminals
	Multifunction digital output	1 relay, 16 functions
	Multifunction analog input	2, AVI: 0-10V/2-10V, ACI: 0-20mA/4-20mA
	Multifunction analog output	1 (0-10V), 5 functions
	Main features	Autotune, Torque compensation, Slip compensation, 8 preset speeds, Auto-run, PID control, torque boost, V/f starting Frequency, Fault reset, Powerloss ride through, DC-brake, Mechanical brake control, AVR function, Fan control
Display	Info available	Parameter, parameter value, frequency, line speed, DC voltage, output voltage, output current, PID feedback, input and output terminal status, Heat sink temperature, Program Version, Fault Log
	LED Status Indicator	Run, stop, forward and reverse
Protection Functions	Overload Protection	Integrated motor and Inverter overload protection
	Motor over-temperature	By PTC (AVI)
	Overvoltage	230V Class : > 410V, 400V Class: > 820V
	Undervoltage	230V Class: < 190V, 400V Class: < 380V
	Auto-Restart	Inverter auto-restart after a momentary power loss
	Stall Prevention	Stall prevention for Acceleration / Deceleration and continuous Run
	Additional protective functions	Heatsink over temperature protection, Auto carrier frequency reduction with temperature rise, Protection of reverse operation, Auto restart attempts setting, Parameter lock
Environment Specification	Protection degree	IP20
	Operating Temperature	-10- +40°C (size 1), -10-+50°C (all other sizes)
	Storage Temperature	-20-+60°C
	Humidity	Under 95% RH (no condensation)
	Altitude	1000 meters or lower
Vibration	Under 20Hz, 1G [9.8m/s ²]; 20-50Hz 0.6G [5.88m/s ²]	
Communication Function		Built in: RS-485 with Modbus RTU / ASCII (standard RJ45 connection), BACnet Optionals: Profibus, DeviceNet, CANopen, TCP/IP
Braking unit		Built-in on 3ph 400V Class and 3ph 230V Class from 3.7kW to 7.5kW
EMI filter		Built-in on -F version 1ph 230V Class and 3ph 400V Class
Certification	CE RoHS	In compliance with EN61800-3 (CE & RE) and EN61800-5-1(LVD) Conformity to RoHS directive
	cULus	UL508

GENERAL CHARACTERISTICS

INTEGRATED KEYPAD WITH POTENTIOMETER

The integrated programming keypad with 5 Digit 7 Segment LED display provide fast programming and immediate start-up. Simple speed adjustment through integrated potentiometer.

PROCESSOR

32 bit / 100MHz CPU design provides high performance, faster A/D conversion and torque compensation.

BUILT-IN EMI FILTER AND BRAKING TRANSISTOR

Integrated filter for interference suppression in compliance with EN61800-3 First environment and built-in braking transistor allow high installation flexibility and panel space reduction.

I/O CONFIGURATION

The BDI50 inverter features a standard I/O card to satisfy industrial standard applications.

- > Digital inputs: 5, NPN/PNP
- > Digital output: 1, relay
- > Analog inputs: 2, AVI: 0~10V /2~10V, ACI: 0~20mA / 4~20mA
- > Analog output: 1, 0-10V
- > Motor protection input: by PTC (AVI).

SERIAL COMMUNICATION

The BDI50 integrates a standard RS485 serial line with Modbus RTU/ASCII protocol. A frontal RJ45 with dust-proof socket make it very easy to access and use.

Modbus

RFI-JUMPER FOR IT MAINS

Removable "y" capacitor for use on IT mains.

PTC MOTOR PROTECTION

Motor overtemperature protection function.

EARTH TERMINALS

Earthing terminals built-in into heat sink to provide effective grounding protection.

COMPACT AND ROBUST DESIGN

Coated PCB offers protection for harsh environments. BDI50 Size 1 has fanless design with cooling heatsink for greater robustness against humidity, dust, oil mist, and vibration.



Sizes 2 to 4 with fan design to enhance the cooling ability.

FIELDBUS

The BDI50 can be easily integrated into machine architectures through integrated standard Bacnet and optional Profibus, CANopen, DeviceNet and TCP-IP communication modules.

Model	Description
EXP-PDP-BDI/VDI	Profibus DP interface module
EXP-TCP/IP-BDI/VDI	Ethernet TCP/IP interface module
EXP-DN-BDI/VDI	DeviceNet interface module
EXP-CAN-BDI/VDI	CanBus interface module



RJ45 TO USB CONNECTING CABLE

For the connection between inverter and PC using Gf_eXpress and PC Tools configurator.



COPY UNIT

- > Copying parameters settings from one AC drive to another.
- > Can be used as remote keypad.
- > Standard RJ45 interface cable.

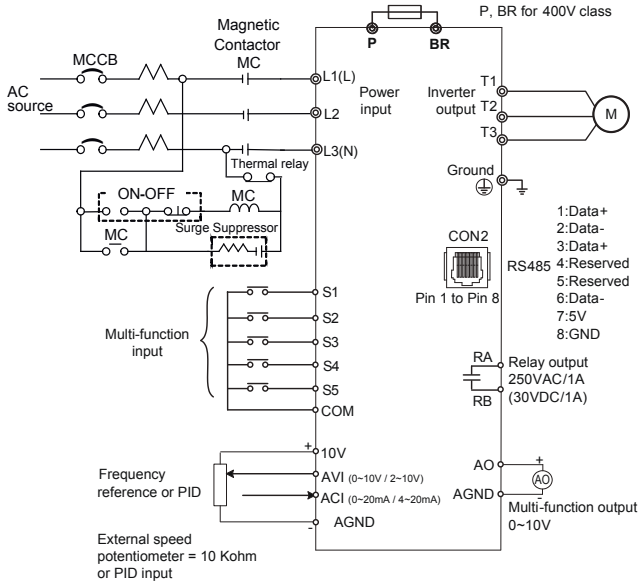


Model	Description
Cable RJ45 to USB 1.8m	RJ45 to USB connecting cable (1.8 m. cable)
Cable RJ45 to USB 3m	RJ45 to USB connecting cable (3 m. cable)

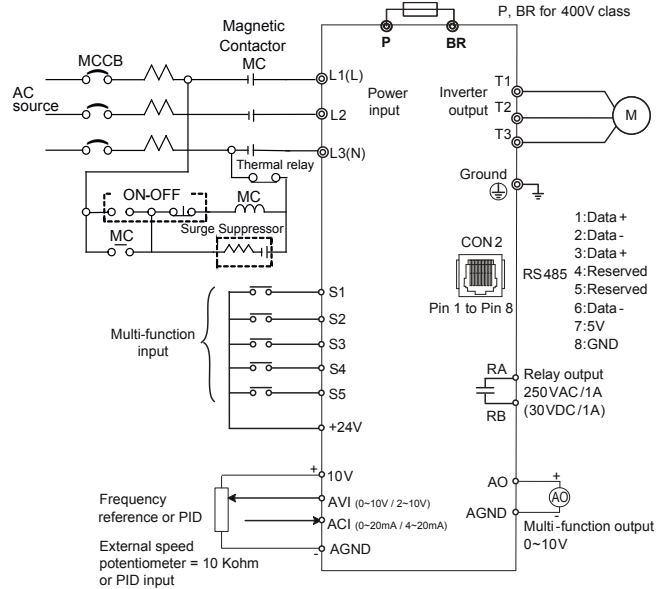
WIRING DIAGRAM

BDI50 COMPACT V/f & SENSORLESS INVERTER

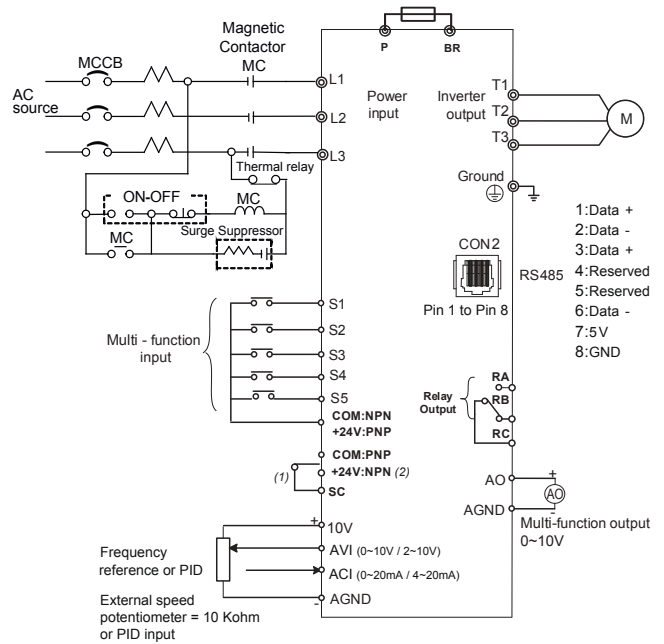
• SIZES 1 / 2, NPN INPUT



• SIZES 1 / 2, PNP INPUT



• SIZES 3 / 4



Wiring (AC Input)	Model	Power Input Terminal
NPN	200V (Single-Phase)	L1 (L) ; L3 (N)
	200V (Three-Phase)	L1(L) ; L2 ; L3 (N)
	400V (Three-Phase)	L1 ; L2 ; L3
PNP	200V (Single-Phase)	L1 (L) ; L3 (N)
	400V (Three-Phase)	L1 ; L2 ; L3

(1) NPN: 24V connected to SC.
PNP: COM connected to SC.

(2) If SC is not connected, inverter parameter group 03-XX can't be enabled.

CHOOSING THE INVERTER: INPUT AND OUTPUT DATA

SINGLE PHASE - 230V CLASS

Sizes BDI50			1004	1007	2015	2022
Output Rating	Rated Output Capacity	kVA	1.0	1.65	2.9	4.0
	Rated Output Current	A	2.6	4.3	7.5	10.5
	Maximum Applicable Motor	HP	0.5	1	2	3
		kW	0.4	0.75	1.5	2.2
	Output Voltage	V	Three-Phase, 0 to 240V			
Output Frequency	Hz	Based on parameter setting 0.1-599				
Input Rating	Rated Voltage, Frequency	Single-Phase, 200V to 240V, 50/60Hz				
	Allowable Voltage Fluctuation	+10% ~ -15%				
	Allowable Frequency Fluctuation	±5%				
	Input current ⁽¹⁾	A	7.2	11	15.5	21
Allowable momentary power loss time	s	1.0	1.0	2.0	2.0	
Enclosure	IP20					

THREE PHASE - 230V CLASS

Sizes BDI50			1007	2015	2022	3037	4055	4075
Output Rating	Rated Output Capacity	kVA	1.65	2.90	4.00	6.67	9.91	13.34
	Rated Output Current	A	4.3	7.5	10.5	17.5	26	35
	Maximum Applicable Motor	HP	1	2	3	5	7.5	10
		kW	0.75	1.5	2.2	3.7	5.5	7.5
	Output Voltage	V	Three-Phase, 0 to 240V					
Output Frequency	Hz	Based on parameter setting 0.1-599						
Input Rating	Rated Voltage, Frequency	Three-Phase, 200V to 240V, 50/60Hz						
	Allowable Voltage Fluctuation	+10% ~ -15%						
	Allowable Frequency Fluctuation	±5%						
	Input current ⁽¹⁾	A	6.4	9.4	12.2	19.3	28.6	38.5
Allowable momentary power loss time	s	1.0	2.0	2.0	2.0	2.0	2.0	
Enclosure	IP20							

⁽¹⁾ The input current is calculated value at full rated output current.

THREE PHASE - 400V CLASS

Sizes BDI50		2007	2015	2022	3037	3055	4075	4110	
Output Rating	Rated Output Capacity	kVA	1.7	2.9	4.0	7.01	9.91	13.34	18.29
	Rated Output Current	A	2.3	3.8	5.2	9.2	13.0	17.5	24
	Maximum Applicable Motor	HP	1	2	3	5	7.5	10	15
		kW	0.75	1.5	2.2	3.7	5.5	7.5	11
	Output Voltage	V	Three-Phase, 0 to 480V						
Output Frequency	Hz	Based on parameter setting 0.1~599							
Input Rating	Rated Voltage, Frequency	Three-Phase, 380V to 480V, 50/60Hz							
	Allowable Voltage Fluctuation	+10% ~ -15%							
	Allowable Frequency Fluctuation	±5%							
	Input current ⁽¹⁾	A	4.2	5.6	7.3	10.1	14.3	19.3	26.4
Allowable momentary power loss time	s	2.0	2.0	2.0	2.0	2.0	2.0	2.0	
Enclosure	IP20								

⁽¹⁾ The input current is calculated value at full rated output current.

POWERLOSS

Sizes BDI50	Power Loss W	Heat Loss kcal/hr
230 V Class : single phase and three phase		
BDI50-1004-...-2M/2T-...	27.0	23.2
BDI50-1007-...-2M/2T-...	45.0	38.7
BDI50-2015-...-2M/2T-...	64.0	55.0
BDI50-2022-...-2M/2T-...	70.0	60.2
BDI50-3037-...-2T-...	155.0	133.3
BDI50-4055-...-2T-...	148.0	127.3
BDI50-4075-...-2T-...	330.0	283.8
400 V Class: three phase		
BDI50-2007-...-4-...	30.0	25.8
BDI50-2015-...-4-...	37.0	31.8
BDI50-2022-...-4-...	61.0	52.5
BDI50-3037-...-4-...	98.3	84.5
BDI50-3055-...-4-...	157.0	135.0
BDI50-4075-...-4-...	234.0	201.2
BDI50-4110-...-4-...	297.0	255.4

All inverters are equipped with internal fans (excluding BDI50 size 1).

DRIVE MODELS & CODES

SINGLE PHASE - 230V CLASS

- Without EMI filter
- IP20

Code	Model	Pn @ 230 Vac	Configuration
S6N01	BDI50-1004-KXX-2M-N	0.4 kW	Without EMI filter - NPN Input
S6N02	BDI50-1007-KXX-2M-N	0.75 kW	Without EMI filter - NPN Input
S6N03	BDI50-2015-KXX-2M-N	1.5 kW	Without EMI filter - NPN Input
S6N04	BDI50-2022-KXX-2M-N	2.2 kW	Without EMI filter - NPN Input

- With integrated EMI filter
- IP20

Code	Model	Pn @ 230 Vac	Configuration
S6N05	BDI50-1004-KXX-2M-P-F	0.4 kW	With EMI filter - PNP Input
S6N06	BDI50-1007-KXX-2M-P-F	0.75 kW	With EMI filter - PNP Input
S6N07	BDI50-2015-KXX-2M-P-F	1.5 kW	With EMI filter - PNP Input
S6N08	BDI50-2022-KXX-2M-P-F	2.2 kW	With EMI filter - PNP Input

THREE PHASE - 230V CLASS

- Without EMI filter
- IP20

Code	Model	Pn @ 230 Vac	Configuration
S6N09	BDI50-1007-KXX-2T-N	0.75 kW	Without EMI filter - NPN Input
S6N10	BDI50-2015-KXX-2T-N	1.5 kW	Without EMI filter - NPN Input
S6N11	BDI50-2022-KXX-2T-N	2.2 kW	Without EMI filter - NPN Input
S6N12	BDI50-3037-KBX-2T-NP	3.7 kW	Internal Braking Unit - Without EMI filter - PNP/NPN Input
S6N13	BDI50-4055-KBX-2T-NP	5.5 kW	Internal Braking Unit - Without EMI filter - PNP/NPN Input
S6N14	BDI50-4075-KBX-2T-NP	7.5 kW	Internal Braking Unit - Without EMI filter - PNP/NPN Input

THREE PHASE - 400V CLASS

- Without EMI filter
- IP20

Code	Model	Pn @ 400 Vac	Configuration
S6N15	BDI50-2007-KBX-4-N	0.75 kW	Internal Braking Unit - Without EMI filter - NPN Input
S6N16	BDI50-2015-KBX-4-N	1.5 kW	Internal Braking Unit - Without EMI filter - NPN Input
S6N17	BDI50-2022-KBX-4-N	2.2 kW	Internal Braking Unit - Without EMI filter - NPN Input
S6N18	BDI50-3037-KBX-4-NP	3.7 kW	Internal Braking Unit - Without EMI filter - PNP/NPN Input
S6N19	BDI50-3055-KBX-4-NP	5.5 kW	Internal Braking Unit - Without EMI filter - PNP/NPN Input
S6N20	BDI50-4075-KBX-4-NP	7.5 kW	Internal Braking Unit - Without EMI filter - PNP/NPN Input
S6N21	BDI50-4110-KBX-4-NP	11 kW	Internal Braking Unit - Without EMI filter - PNP/NPN Input

- With integrated EMI filter
- IP20

Code	Model	Pn @ 400 Vac	Configuration
S6N22	BDI50-2007-KBX-4-P-F	0.75 kW	Internal Braking Unit - With EMI filter - PNP Input
S6N23	BDI50-2015-KBX-4-P-F	1.5 kW	Internal Braking Unit - With EMI filter - PNP Input
S6N24	BDI50-2022-KBX-4-P-F	2.2 kW	Internal Braking Unit - With EMI filter - PNP Input
S6N25	BDI50-3037-KBX-4-NP-F	3.7 kW	Internal Braking Unit - With EMI filter - PNP/NPN Input
S6N26	BDI50-3055-KBX-4-NP-F	5.5 kW	Internal Braking Unit - With EMI filter - PNP/NPN Input
S6N27	BDI50-4075-KBX-4-NP-F	7.5 kW	Internal Braking Unit - With EMI filter - PNP/NPN Input
S6N28	BDI50-4110-KBX-4-NP-F	11 kW	Internal Braking Unit - With EMI filter - PNP/NPN Input

ACCESSORIES AND OPTIONS

Code	Model	Dimension: WxHxD (mm)	Weight (kg)	Note
Input choke				
S7AB3	LR3y-1030	120 x 125 x 65	1.9	For BDI50-1007-...-2T
S7AAG	LR3y-2040	120 x 125 x 65	2	For BDI50-2015-...-2T
S7AB5	LR3y-2055	120 x 125 x 75	2.2	For BDI50-2022-...-2T
S7AB6	LR3y-2075	150 x 155 x 79	4.9	For BDI50-3037-...-2T
S7AB7	LR3y-3110	150 x 155 x 79	5	For BDI50-4055-...-2T
S7AB8	LR3y-3150	150 x 169 x 85	5.5	For BDI50-4075-...-2T
S7AAD	LR3y-1007	120 x 125 x 65	1.8	For BDI50-2007-...-4
S7AAE	LR3y-1015	120 x 125 x 65	1.8	For BDI50-2015-...-4
S7AAF	LR3y-1022	120 x 125 x 65	1.8	For BDI50-2022-...-4
S7AAG	LR3y-2040	120 x 125 x 65	2	For BDI50-3037-...-4
S7AB5	LR3y-2055	120 x 125 x 75	2.2	For BDI50-3055-...-4
S7AB6	LR3y-2075	150 x 155 x 79	4.9	For BDI50-4075-...-4
S7AB7	LR3y-3110	150 x 155 x 79	5	For BDI50-4110-...-4
Output choke				
S7FG1	LU3-001	120 x 128 x 71	2.7	For BDI50-1004-...-2M
S7FG1	LU3-001	120 x 128 x 71	2.7	For BDI50-1007-...-2M
S7FG2	LU3-003	180 x 170 x 110	5.2	For BDI50-2015-...-2M
S7FG3	LU3-005	180 x 170 x 110	5.8	For BDI50-2022-...-2M
S7FG1	LU3-001	120 x 128 x 71	2.7	For BDI50-1007-...-2T
S7FG2	LU3-003	180 x 170 x 110	5.2	For BDI50-2015-...-2T
S7FG3	LU3-005	180 x 170 x 110	5.8	For BDI50-2022-...-2T
S7FG4	LU3-011	180 x 180 x 130	8	For BDI50-3037-...-2T
S7FG4	LU3-011	180 x 180 x 130	8	For BDI50-4055-...-2T
S7FH2	LU3-015	180 x 160 x 170	7.5	For BDI50-4075-...-2T
S7FG1	LU3-001	120 x 128 x 71	2.7	For BDI50-2007-...-4
S7FG1	LU3-001	120 x 128 x 71	2.7	For BDI50-2015-...-4
S7FG1	LU3-001	120 x 128 x 71	2.7	For BDI50-2022-...-4
S7FG2	LU3-003	180 x 170 x 110	5.2	For BDI50-3037-...-4
S7FG3	LU3-005	180 x 170 x 110	5.8	For BDI50-3055-...-4
S7FG4	LU3-011	180 x 180 x 130	8	For BDI50-4075-...-4
S7FG4	LU3-011	180 x 180 x 130	8	For BDI50-4110-...-4

Note: Input chokes for inverter max frequency = 400 Hz and max Switching frequency = 20 kHz.

Code	Model suggested	Dimension WxHxD (mm)	Weight (kg)	W	Ohm	ED (%)	Braking torque (%)	For BDI50-...:
Braking resistor								
S6F62	RFH 600 40R	320x27x36	0.6	390	40	10	117	3037-...-2T
S8T0CZ	RFPD 750 DT 26R	200x70x106	1.7	600	25	10	123	4055-...-2T
S8SA28	RF 780 20R	155x27x36	0.26	780	20	10	117	4075-...-2T
S8SA25	RFH 165 720R	155x27x36	0.26	60	750	8	123	2007-...-4
S8T0CR	RF 300 DT 400R	260x38x106	1.4	150	400	10	117	2015-...-4
S8T0CP	RF 220 T 250R	300x27x36	0.5	200	250	8	123	2022-...-4
S6F64	RFH 600 160R	320x27x36	0.6	400	150	10	123	3037-...-4
S8T0CM	RFPD 900 DT 100R	260x70x106	2.2	600	100	10	123	3055-...-4
S8SZ0	RFPR 750 D 80R	245x75x100	2.7	750	80	10	117	4075-...-4
S8SA30	BRT 1K6 52R	580x140x110	4.2	1600	50	10	123	4110-...-4

Note:

Braking resistor: $W = (V_{pnb} * V_{pnb}) * ED\% / R_{min}$

1. W: The power consumption of braking action
2. Vpnb: The voltage of braking action (220V=380VDC, 440V=760VDC)
3. ED%: The effective period of braking action
4. Rmin: braking resistor minimum value (ohms)

Code	Model	Description
Communication modules		
S6N218	EXP-PDP-BDI/VDI	Profibus DP interface module
S6N219	EXP-TCPIP-BDI/VDI	Ethernet TCP/IP interface module
S6N220	EXP-DN-BDI/VDI	DeviceNet interface module
S6N221	EXP-CAN-BDI/VDI	CanBus interface module
Others		
S6N228	Memory KB-BDI/VDI	Copy unit
S6N229	Cable RJ45 to USB 1.8m	RJ45 to USB connecting cable (1.8 m. cable)
S6N230	Cable RJ45 to USB 3m	RJ45 to USB connecting cable (3 m. cable)
S6N238	KIT DIN BDI50 Size 1	DIN rail kit Size 1
S6N239	KIT DIN BDI50 Size 2	DIN rail kit Size 2

SOFTWARE

GF-eXpress PROGRAMMING SOFTWARE

Applications

- > Configuring parameters of GEFran devices (Instruments, Drives, Sensors)
- > Tuning control parameters with on-line tests and trends
- > Managing parameter archive for multiple configuration.

Features

- > Guided product selection
- > Multiple languages
- > Creation and storage of recipes
- > Oscilloscope
- > Simplified settings
- > Parameter printout
- > Network autoscan

GF_eXpress software configures the parameters of the automation components, drives and sensors in the GEFran catalogue.

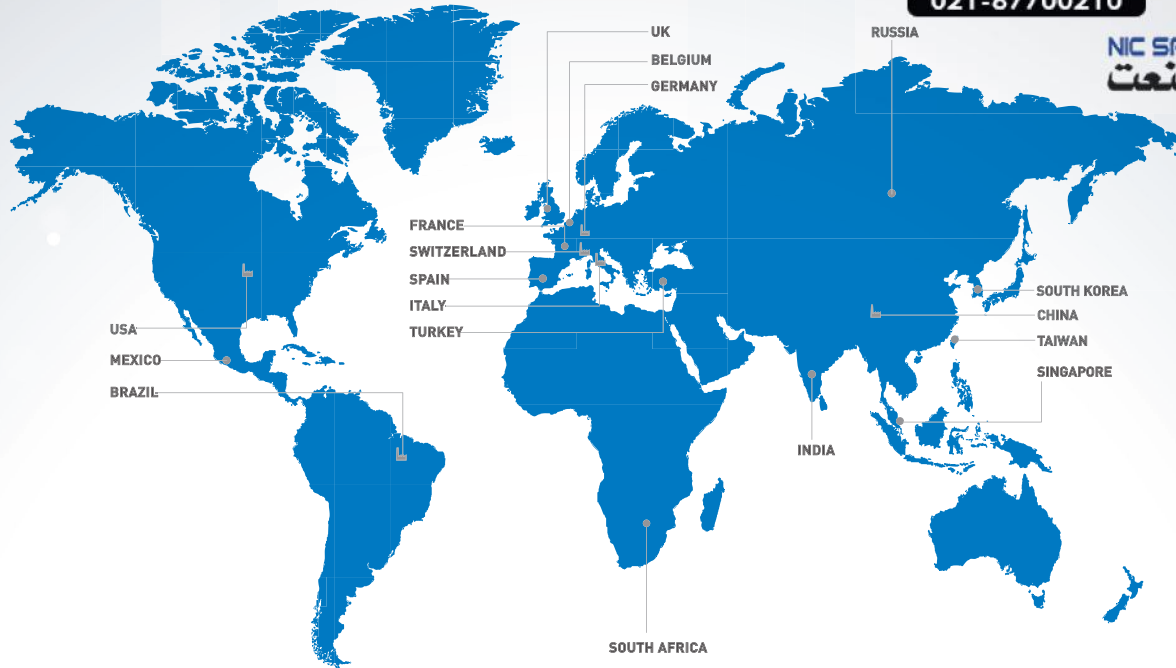
The graphic interface makes selecting and configuring parameters easy and intuitive. Devices are grouped according to product type and functions.

Products are searched by means of a context search and a display of product photos.

This provides a single device library for all GEFran products.

Complete configuration information for every device is given in XML format to facilitate expansion of the catalogue and parameters.



**GEFRAN DEUTSCHLAND GmbH**

Philipp-Reis-Straße 9a
D-63500
Seligenstadt
Ph. +49 (0) 61828090
Fax +49 (0) 6182809222
vertrieb@gefran.de

SIEI AREG - GERMANY

Gottlieb-Daimler Strasse 17/3
D-74385
Pleidelshelm
Ph. +49 (0) 7144 897360
Fax +49 (0) 7144 8973697
info@sieiareg.de

SENSORMATE AG

Steigweg 8,
CH-8355 Aadorf, Switzerland
Ph. +41(0)52-2421818
Fax +41(0)52-3661884
http://www.sensormate.ch

GEFRAN FRANCE SA

4, rue Jean Desparmet
BP 8237
69355 LYON Cedex 08
Ph. +33 (0) 478770300
Fax +33 (0) 478770320
commercial@gefran.fr

GEFRAN BENELUX NV

ENA 23 Zone 3, nr. 3910
Lammerdries-Zuid 14A
B-2250 OLEN
Ph. +32 (0) 14248181
Fax +32 (0) 14248180
info@gefran.be

GEFRAN UK Ltd

Unit 7 Brook Business Centre
54a Cowley Mill Road
Uxbridge
UB8 2FX
Ph. +44 (0) 8452 604555
Fax +44 (0) 8452 604556
sales@gefran.co.uk

GEFRAN ESPAÑA

Calle Vic, números 109-111
08160 - MONTMELÓ
(BARCELONA)
Ph. +34 934982643
Fax +34 935721571
comercial.espana@gefran.es

**GEFRAN MIDDLE EAST
ELEKTRIK VE ELEKTRONIK
San. ve Tic. Ltd. Sti**

Yesilkoy Mah. Atatürk
Cad. No: 12/1 B1 Blok K:12
D: 389 Bakirkoy /Istanbul TURKIYE
Ph. +90212 465 91 21
Fax +90212 465 91 22

GEFRAN RUSSIA

4 Lesnoy pereulok, 4
Business center "White Stone"
125047, Moscow, Russia
Toll: +7 (495) 225-86-20
Fax: +7 (495) 225-85-00

GEFRAN SOUTH AFRICA Pty Ltd.

Unit 10 North Precinet,
West Building Topaz Boulevard
Montague Park,
7411, Cape Town
Ph. +27 21 5525985
Fax +27 21 5525912

**GEFRAN SIEI
Drives Technology Co., Ltd**

No. 1285, Beihe Road, Jiading
District, Shanghai, China 201807
Ph. +86 21 69169898
Fax +86 21 69169333
info@gefran.com.cn

GEFRAN SIEI - ASIA

31 Ubi Road 1
#02-07,
Aztech Building,
Singapore 408694
Ph. +65 6 8418300
Fax +65 6 7428300
info@gefran.com.sg

GEFRAN INDIA

Survey No: 182/1 KH, Bhukum,
Paud road, Taluka - Mulshi,
Pune - 411 042, MH, INDIA
Phone No.:+91-20-39394400
Fax No.: +91-20-39394401
gefran.india@gefran.in

GEFRAN TAIWAN

No.141, Wenzhan Rd.,
Zhongli City,
Taoyuan County 32054,
Taiwan (R.O.C.)
Ph. +886-3-4273697
eddie.liao@gefran.com.sg

GEFRAN SOUTH KOREA

Room #1207, Hogue-Dong Anyang
IT Valley 16-39, LS-ro 91Beon-gil,
Dongan-gu, Anyang-si, Gyeonggi-do,
431-848, South Korea
Ph. +82 70 7578 8680

GEFRAN Inc.

8 Lowell Avenue
WINCHESTER - MA 01890
Toll Free 1-888-888-4474
Fax +1 (781) 7291468
info.us@gefran.com

**GEFRAN BRASIL
ELETROELETRÔNICA**

Avenida Dr. Altino Arantes,
377 Vila Clementino
04042-032 SÃO PAULO - SP
Ph. +55 (0) 1155851133
Fax +55 (0) 1132974012
comercial@gefran.com.br

GEFRAN HEADQUARTER

Via Sebina, 74
25050 PROVAGLIO D'ISEO (BS) ITALY
Ph. +39 03098881
Fax +39 0309839063

Drive & Motion Control Unit

Via Carducci, 24
21040 GERENZANO (VA) ITALY
Ph. +39 02967601
Fax +39 029682653
info.motion@gefran.com

Technical Assistance:
technohelp@gefran.com

Customer Service

motioncustomer@gefran.com
Ph. +39 02 96760500
Fax +39 02 96760278



www.gefran.com

GEFRAN

You know we are there